

poltrona  
fauteuil  
CHAIR

2p Max  
2pl maxi



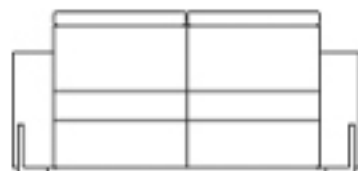
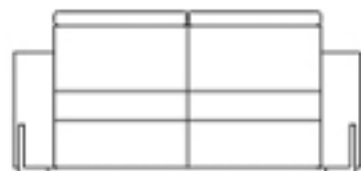
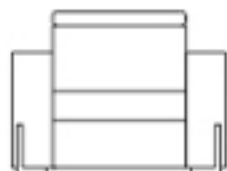
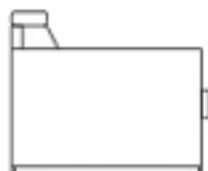
3p Max  
3pl maxi  
3 STR RHF/LHF MAXI

2 p 2pl 2STR

2 STR RHF/LHF MAXI

3 p 3pl 3STR

100



95

110

170

190

210

230





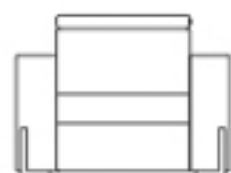
poltrona letto mat.70  
canape lit couch. 70  
CHAIR BED MAT.70

2p letto mat 100  
2pl lit couch.100  
2 STR BED MAT.100

2p letto max mat 120  
2pl lit maxi couch.120  
2 STR BED MAXI MAT.120

3p letto mat.140  
3pl couch.140  
3 STR BED MAT.140

3p letto max mat.160  
3pl maxi couch.160  
3 STR BED MAXI MAT.160



140

170

190

210



230

2p letto 1BR. mat 100  
Bat 2pl couch.100  
2 STR RHF/LHF BED MAT.100

2p letto 1BR.max mat 120  
Bat 2pl maxi couch.120  
2 STR RHF/LHF BED MAXI

3p letto 1BR. mat 140  
Bat 3pl couch.140  
3 STR RHF/LHF BED MAT.140

3p letto max 1 BR.mat.160  
Bat 3pl couch.160  
3 STR RHF/LHF BED MAT.160



146

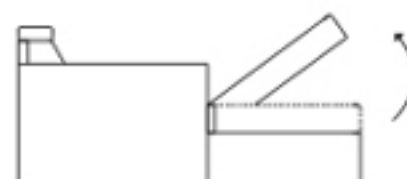
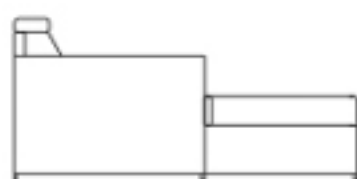
166

186

206

chaise longue fissa  
Chaiselongue fixe  
CHAISELONGUE FIX

chaise longue contenitore  
Chaiselongue avec coffre  
CHAISELONGUE WITH BOX



107 x 170 x 100

107 x 170 x 100

tecnico technique technical Kelly



STRUTTURA

Legno e derivati - Molle Greche

SPALLIERA

Poliuretano espanso 21Kg/m<sup>3</sup>

BRACCIOLI

Poliuretano espanso 18 Kg/m<sup>3</sup>

SEDUTA

Poliuretano espanso 30Kg/m<sup>3</sup>

POGGIATESTA CON CRICCHETTO

CARCASSE

Sapin / Bois aggloméré EL / Fibres en bois / Multicouche

DOSSIERS

Mousse polyuréthane 21Kg/m<sup>3</sup>

ACCOUDOIRS

Mousse polyuréthane 18 Kg/m<sup>3</sup>

ASSISES

Mousse polyuréthane 30Kg/m<sup>3</sup>

TETIERE ACTIVE

CARCASS

Wood and derived - elastic brand

BACK SEAT

Polyurethane 21Kg

ARMS

Polyurethane 18 Kg

CUSHION SEAT

Polyurethane 30KG

ADJUSTABLE HEADREST